








UNIT INVESTMENT TRUSTS PRODUCT GUIDE

AS OF 3.31.2012

Trust	Description	TICKER	CUSIP	ECR / ELTR ¹	Term
TAXABLE FIXED INCOME					
GNMA Portfolio, 018 DEPOSIT DATE: 7.21.2011	Mortgage-backed securities which are backed by the full faith and credit of the U.S. Government (The units in the Trust are not guaranteed by Ginnie Mae or the U.S. government in any way)	CGNMQX	40167J467 (M-C)/475 (M-FC)	3.31% / 2.17%	N/A
Guggenheim Short Duration High Yield Trust, 013 DEPOSIT DATE: 3.23.2012	High yield corporate bonds with durations of approximately 3 years	CGSHMX	40166A145 (M-C)/152 (M-FC)	7.63% / 6.11%	N/A
LADDERED TAXABLE FIXED INCOME					
Guggenheim Bullethares® 2011-2017 Corporate Bond Ladder Portfolio of ETFs, 002 DEPOSIT DATE: 9.21.2011	A ladder portfolio of exchange-traded funds ("ETFs") investing in investment-grade corporate bonds	CBULBX	40167L306 (M-C)/314 (M-R)/322 (M-FC)/330 (M-F)	\$0.1627	N/A
PREFERRED					
Flaherty & Crumrine Preferred Portfolio, 028 DEPOSIT DATE: 3.28.2012	Preferred securities selected from Flaherty and Crumrine's proprietary database and its internally generated credit research	CPRECX	40166C661 (M-C)/679 (M-R)/687 (M-FC)/695 (M-F)	\$0.5982	2-year
U.S. EQUITY					
Dow Jones Value RBP Dividend Focus Portfolio, 008 DEPOSIT DATE: 3.15.2012	Common stocks quantitatively selected by Transparent Value using a proprietary methodology called Required Business Performance	CRBDHX	40167T747 (M-C)/754 (M-R)/762 (M-FC)/770 (M-F)	\$0.4252	15-month
Guggenheim Bullish Equity Portfolio, 005 DEPOSIT DATE: 2.15.2012	 Common stocks of domestic companies that have historically exhibited high market sensitivity	CGHBEX	40167Q784 (M-C)/792 (M-R)/800 (M-FC)/818 (M-F)	\$0.0807	15-month
Guggenheim Defensive Equity Portfolio, 005 DEPOSIT DATE: 2.15.2012	 Common stocks of domestic companies that have historically exhibited low market sensitivity	CGLBEX	40167T101 (M-C)/119 (M-R)/127 (M-FC)/135 (M-F)	\$0.2063	15-month
Guggenheim US High Dividend Strategy Portfolio (2-year), 001 DEPOSIT DATE: 11.22.2011	Common stocks, primarily large- capitalization, of domestic companies that pay significant dividends	CTUHAX	40167N807 (M-C)/815 (M-R)/823 (M-FC)/831 (M-F)	\$0.4421	2-year
Guggenheim US High Dividend Strategy Portfolio, 003 DEPOSIT DATE: 1.17.2012	 Common stocks, primarily large-capitalization, of domestic companies that pay significant dividends	CUSHCX	40167Q305 (M-C)/313 (M-R)/321 (M-FC)/339 (M-F)	\$0.4298	15-month
Guggenheim US SMID High Dividend Strategy Portfolio, 003 DEPOSIT DATE: 1.17.2012	 Small- and mid-capitalization common stocks of domestic companies that pay significant dividends	CSMHCX	40167Q263 (M-C)/271 (M-R)/289 (M-FC)/297 (M-F)	\$0.4169	15-month
Large-Cap Core Portfolio, 017 DEPOSIT DATE: 2.22.2012	Large-capitalization stocks of domestic companies of which approximately 50% are considered to be growth stocks and 50% are considered to be value stocks	CACEQX	40167T143 (M-C)/150 (M-R)/168 (M-FC)/176 (M-F)	\$0.1813	2-year
Multinational Titans Portfolio, 001 DEPOSIT DATE: 10.24.2011	Common stocks of domestic companies that derive a significant portion of their revenue from emerging markets	CMNTAX	40167P323 (M-C)/331 (M-R)/349 (M-FC)/356 (M-F)	\$0.2027	2-year
EQUITY AND INCOME					
Covered Call & Income Portfolio of CEFs (15-Month), 030 DEPOSIT DATE: 3.7.2012	Closed-end funds ("CEFs") investing in covered call options among other income-producing strategies	CFCODX	40167T465 (M-C)/473 (M-R)/481 (M-FC)/499 (M-F)	\$0.8969	15-month
Covered Call & Income Portfolio of CEFs, 027 DEPOSIT DATE: 3.14.2012	CEFs investing in covered call options among other income-producing strategies	CCCIZX	40167T580 (M-C)/598 (M-R)/606 (M-FC)/614 (M-F)	\$0.8688	2-year
Diversified Dividend & Income Portfolio, 015 DEPOSIT DATE: 3.23.2012	Common stocks of predominately large-capitalization companies that pay significant dividends	CDDIOX	40167T820 (M-C)/838 (M-R)/846 (M-FC)/853 (M-F)	\$0.2599	2-year
Dividend Strength Portfolio, 007 DEPOSIT DATE: 2.29.2012	Common stocks of predominately large-capitalization companies that have historically increased their dividends over time	CGROGX	40167T184 (M-C)/192 (M-R)/200 (M-FC)/218 (M-F)	\$0.2513	2-year
Equity & Income Portfolio of CEFs, 031 DEPOSIT DATE: 11.8.2011	CEFs investing in equities among other income producing securities	CCEEFX	40167N260 (M-C)/278 (M-R)/286 (M-FC)/294 (M-F)	\$0.8487	2-year
Guggenheim REIT Portfolio, 005 DEPOSIT DATE: 10.19.2011	Common and preferred stock of real estate investment trusts ("REITs") selected by Guggenheim Real Estate, LLC	CGRTEX	40167N104 (M-C)/112 (M-R)/120 (M-FC)/138 (M-F)	\$0.4397	2-year
Zacks Income Advantage Strategy Portfolio (2-Year), 001 DEPOSIT DATE: 11.22.2011	Portfolio of multiple lower correlated asset segments that have historically paid a high level of income	CTZIAX	40167N849 (M-C)/856 (M-R)/864 (M-FC)/872 (M-F)	\$0.6117	2-year
Zacks Income Advantage Strategy Portfolio, 016 DEPOSIT DATE: 2.15.2012	 Portfolio of multiple lower correlated asset segments that have historically paid a high level of income	CCZIPX	40167Q743 (M-C)/750 (M-R)/768 (M-FC)/776 (M-F)	\$0.5921	15-month

CUSIP Terminology










M-Monthly

C-Cash

R-Reinvest

F- Fee-Reinvest

FC- Fee-Cash

Trust	Description	TICKER	CUSIP	Historical Annual Dividend Distribution ²	Term
THEME / SECTOR					
Canadian Energy & Income Portfolio, 025 DEPOSIT DATE: 1.18.2012	Common stocks of Canadian-traded companies in the energy sector	CCRTZX	40167Q628 (M-C)/636 (M-R)/644 (M-FC)/651 (M-F)	\$0.4250	2-year
Energy Portfolio, 012 DEPOSIT DATE: 8.24.2011	Common stocks of U.S.-traded companies in the energy sector	CENPLX	40167J343 (M-C)/350 (M-R)/368 (M-FC)/376 (M-F)	\$0.1758	2-year
Global Agriculture Portfolio, 012 DEPOSIT DATE: 11.17.2011	Common stocks of global companies that derive a material portion of their revenue from agribusiness	CGAGBX	40167J301 (M-C)/319 (M-R)/327 (M-FC)/335 (M-F)	\$0.1477	2-year
Global Water Equities Portfolio, 021 DEPOSIT DATE: 11.17.2011	Common stocks of companies that derive a material portion of their revenues from water utilities, water treatment, water testing, water infrastructure, and water resource management	CGWEUX	40167P182 (M-C)/190 (M-R)/208 (M-FC)/216 (M-F)	\$0.1791	2-year
Guggenheim Global Telecom Strategy Portfolio, 009 DEPOSIT DATE: 3.1.2012	 Common stocks of global companies within the telecommunications sector	CGGTIX	40167T424 (M-C)/432 (M-R)/440 (M-FC)/457 (M-F)	\$0.5911	15-month
Health Care Portfolio, 013 DEPOSIT DATE: 2.29.2012	Common stocks of domestic companies in the health care sector	CHCRMX	40167P745 (M-C)/752 (M-R)/760 (M-FC)/778 (M-F)	\$0.1187	2-year
Infrastructure & MLP Portfolio of CEFs, 011 DEPOSIT DATE: 11.9.2011	CEFs that invest in master limited partnerships as well as other infrastructure related securities	CCEIKX	40167N344 (M-C)/351 (M-R)/369 (M-FC)/377 (M-F)	\$0.6870	2-year
Precious Metals & Miners Portfolio, 001 DEPOSIT DATE: 10.31.2011	Common stocks of global mining companies and ETFs that invest substantially all of their assets in physical precious metals such as gold, silver, and platinum	CPMMAX	40167N583 (M-C)/591 (M-R)/609 (M-FC)/617 (M-F)	\$0.0000	2-year
Renewable & Alternative Energy Portfolio, 014 DEPOSIT DATE: 10.20.2011	Common stocks of global companies in the following renewable and alternative energy categories: solar power, wind power, biomass, hydrogen, fuel cell, nuclear, geothermal, and hydroelectric	CRAENX	40167N146 (M-C)/153 (M-R)/161 (M-FC)/179 (M-F)	\$0.1426	2-year
Technology Portfolio, 009 DEPOSIT DATE: 10.26.2011	Common stocks of domestic companies in the technology sector	CTECIX	40167N187 (M-C)/195 (M-R)/203 (M-FC)/211 (M-F)	\$0.0636	2-year
Utilities Portfolio, 015 DEPOSIT DATE: 1.25.2012	Common stocks of domestic companies in the utilities sector	COPUOX	40167P703 (M-C)/711 (M-R)/729 (M-FC)/737 (M-F)	\$0.3457	2-year
INTERNATIONAL / GLOBAL					
BNY Mellon Brazil, Russia, India & China (BRIC) Portfolio, 012 DEPOSIT DATE: 1.18.2012	American Depository Receipts ("ADRs") and Global Depository Receipts ("GDRs") of companies from Brazil, Russia, India, and China trading on U.S. exchanges	CBRILX	40167Q586 (M-C)/594 (M-R)/602 (M-FC)/610 (M-F)	\$0.2348	2-year
Global Dow 10 Portfolio, 001 DEPOSIT DATE: 3.20.2012	 Common stocks of high dividend-paying companies from the Global Dow Index. ³	CGDWAX	40166C620 (M-C)/638 (M-R)/646 (M-FC)/653 (M-F)	\$0.5743	15-month
Global High Dividend & Growth Blueprints® Select Portfolio, 004 DEPOSIT DATE: 3.22.2012	 Blend of 3 strategies: Guggenheim ABC High Dividend Strategy, Guggenheim Inflation Defense and Dividend Strategy, and Zacks Income Advantage Strategy	CGDADX	40167T788 (M-C)/796 (M-R)/804 (M-FC)/812 (M-F)	\$0.5304	15-month
Guggenheim ABC High Dividend Strategy Portfolio, 009 DEPOSIT DATE: 3.1.2012	 Common stocks of high yielding companies from the commodity-rich nations of Australia, Brazil, and Canada	CABCIX	40167T341 (M-C)/358 (M-R)/366 (M-FC)/374 (M-F)	\$0.5574	15-month
Guggenheim BMAC Commodity Producers Strategy Portfolio, 009 DEPOSIT DATE: 3.1.2012	 Common stocks of high-yielding energy and material production companies from the commodity-rich nations of Brazil, Mexico, Australia, and Canada	CBMAIX	40167T382 (M-C)/390 (M-R)/408 (M-FC)/416 (M-F)	\$0.3566	15-month
Guggenheim Emerging Markets Dividend Strategy Portfolio, 001 DEPOSIT DATE: 3.08.2012	 Common stocks and ADRs of high dividend-paying international companies operating in emerging market nations.	CGEMAX	40166A202 (M-C)/210 (M-R)/228 (M-FC)/236 (M-F)	\$0.4494	15-month
Guggenheim Global Expansion & Dividend Portfolio, 004 DEPOSIT DATE: 1.18.2012	 Common stocks of companies that may benefit from broad global economic expansion	CGEDDX	40167Q461 (M-C)/479 (M-R)/487 (M-FC)/495 (M-F)	\$0.6880	15-month
Guggenheim Global Infrastructure & Dividend Portfolio, 004 DEPOSIT DATE: 1.18.2012	 Common stocks of companies that meet major infrastructure needs within the four basic utilities - electric, water, telecom, and gas distribution	CGGIDX	40167Q388 (M-C)/396 (M-R)/404 (M-FC)/412 (M-F)	\$0.4504	15-month
Guggenheim Inflation Defense & Dividend Portfolio, 006 DEPOSIT DATE: 1.18.2012	 Common stocks of companies believed to benefit from strong or rising costs of commodities	CGIDFX	40167Q347 (M-C)/354 (M-R)/362 (M-FC)/370 (M-F)	\$0.3374	15-month
Guggenheim International Dividend Strategy Portfolio, 014 DEPOSIT DATE: 1.3.2012	 ADRs of international companies that pay significant dividends	CMVPNX	40167Q107 (M-C)/115 (M-R)/123 (M-FC)/131 (M-F)	\$0.4954	15-month
Guggenheim International Income Advantage Strategy Portfolio, 001 DEPOSIT DATE: 2.28.2012	 Portfolio of multiple lower correlated asset segments which have historically paid a high level of income.	CIZIAX	40166A160 (M-C)/178 (M-R)/186 (M-FC)/194 (M-F)	\$0.6107	15-month

GUGGENHEIM BLUEPRINTS® STRATEGIES: A QUANTITATIVE APPROACH



Among Guggenheim Funds' solutions, there are 19 quantitative strategies that are part of the Guggenheim Blueprints suite of strategies. This innovative suite of products allows you to work with your financial professional to construct a personalized blend of strategies specific to your needs. By blending these strategies together, you may add a level of diversification to your overall portfolio allocation that may not be readily achieved through individual strategies. To learn more about the potential benefits offered by investing in Guggenheim Blueprints Strategies, contact your financial professional for a customized proposal available in the financial professional area of guggenheimfunds.com.

Trust	Description	TICKER	CUSIP	Historical Annual Dividend Distribution ²	Term
MULTI-ASSET					
Diversified Income Wave Portfolio (15-Month), 028 DEPOSIT DATE: 3.7.2012	CEFs investing in multiple asset classes that have historically paid significant distributions	CFWADX	40167T507 (M-C)/515 (M-R)/523 (M-FC)/531 (M-F)	\$0.8692	15-month
Diversified Income Wave Portfolio, 029 DEPOSIT DATE: 3.14.2012	CEFs investing in multiple asset classes that have historically paid significant distributions	CWAVZX	40167T622 (M-C)/630 (M-R)/648 (M-FC)/655 (M-F)	\$0.8395	2-year
Guggenheim Balanced Income Builder Portfolio, 001 DEPOSIT DATE: 1.12.2012	A 50/50 blend of domestic high dividend paying common stocks and diversified fixed income ETFs	CGBIAX	40167Q842 (M-C)/859 (M-R)/867 (M-FC)/875 (M-F)	\$0.4048	2-year
Guggenheim Discount Opportunity Strategy Portfolio of CEFs, 001 DEPOSIT DATE: 1.24.2012	 CEFs investing across multiple asset classes that are currently trading at wider discounts compared to their historic norms	CGDOAX	40167T267 (M-C)/275 (M-R)/283 (M-FC)/291 (M-F)	\$0.6255	15-month
Guggenheim Growth & Income Strategy Portfolio of CEFs, 001 DEPOSIT DATE: 1.24.2012	 A taxable multi-asset portfolio of CEFs with attractive discount valuations and stable distribution histories	CGGSAX	40167T226 (M-C)/234 (M-R)/242 (M-FC)/259 (M-F)	\$0.7363	15-month
Guggenheim Moderate Asset Allocation Portfolio of ETFs, 010 DEPOSIT DATE: 3.15.2012	ETFs investing in equities, fixed-income, and commodities	CEFFJX	40167T705 (M-C)/713 (M-R)/721 (M-FC)/739 (M-F)	\$0.2440	15-month
Multiple Asset Portfolio Plus, 040 DEPOSIT DATE: 1.19.2012	CEFs investing in multiple asset classes as well as domestic large-cap equities that pay dividends	CMPPMX	40167P828 (M-C)/836 (M-R)/844 (M-FC)/851 (M-F)	\$0.6284	2-year
Strategic Income Portfolio (15-Month), 058 DEPOSIT DATE: 1.09.2012	CEFs investing in multiple asset classes that have historically paid significant distributions	CFSICX	40167Q222 (M-C)/230 (M-R)/248 (M-FC)/255 (M-F)	\$0.7714	15-month
Strategic Income Portfolio, 059 DEPOSIT DATE: 2.08.2012	CEFs investing in multiple asset classes that have historically paid significant distributions	CSIPFX	40167Q701 (M-C)/719 (M-R)/727 (M-FC)/735 (M-F)	\$0.7376	2-year
TAXABLE CEF INCOME					
Convertible & Income Portfolio of Funds, 014 DEPOSIT DATE: 10.26.2011	CEFs investing in convertible bonds as well as other income-producing strategies	CECINX	40167N542 (M-C)/559 (M-R)/567 (M-FC)/575 (M-F)	\$0.7245	2-year
Corporate High Yield & Income Portfolio of CEFs (15-Month), 022 DEPOSIT DATE: 1.9.2012	CEFs investing in high yield corporate bonds as well as other income-producing strategies	CFCHCX	40167Q149 (M-C)/156 (M-R)/164 (M-FC)/172 (M-F)	\$0.8186	15-month
Closed-End Corporate High Yield & Income Portfolio, 019 DEPOSIT DATE: 2.08.2012	CEFs investing in high yield corporate bonds as well as other income-producing strategies	CEIPRX	40167Q669 (M-C)/677 (M-R)/685 (M-FC)/693 (M-F)	\$0.7663	2-year
Income & Treasury Limited Duration Portfolio of Funds (15-Month), 018 DEPOSIT DATE: 3.07.2012	CEFs investing in various income-oriented strategies from multiple asset classes as well as shares of an ETF that invests substantially all of its assets in short-term treasury bonds	CFICDX	40167T549 (M-C)/556 (M-R)/564 (M-FC)/572 (M-F)	\$0.5337	15-month
Income & Treasury Limited Duration Portfolio of Funds, 019 DEPOSIT DATE: 3.14.2012	CEFs investing in various income-oriented strategies from multiple asset classes as well as shares of an ETF that invests substantially all of its assets in short-term treasury bonds	CICEPX	40167T663 (M-C)/671 (M-R)/689 (M-FC)/697 (M-F)	\$0.5229	2-year
Senior Loan & Income Portfolio of CEFs (15-Month), 022 DEPOSIT DATE: 1.9.2012	CEFs investing in senior loans as well as other income-producing strategies	CFCECX	40167Q180 (M-C)/198 (M-R)/206 (M-FC)/214 (M-F)	\$0.6693	15-month
Senior Loan & Income Portfolio of CEFs, 017 DEPOSIT DATE: 11.9.2011	CEFs investing in senior loans as well as other income-producing strategies	CESLQX	40167P109 (M-C)/117 (M-R)/125 (M-FC)/133 (M-F)	\$0.6624	2-year
MUNICIPAL CEF					
California Municipal Portfolio of CEFs, 006 DEPOSIT DATE: 1.11.2012	CEFs investing in municipal bonds from California that are rated investment-grade by at least one statistical rating organization	CECAFX	40167Q503 (M-C)/511 (M-R)/529 (M-FC)/537 (M-F)	\$0.5819	2-year
Guggenheim Tax-Exempt Strategy Portfolio of CEFs, 001 DEPOSIT DATE: 1.24.2012	 CEFs investing in national, state specific and high yield municipal securities	CGNTAX	40167T309 (M-C)/317 (M-R)/325 (M-FC)/333 (M-F)	\$0.5790	15-month
National Municipal Portfolio of CEFs, 020 DEPOSIT DATE: 11.9.2011	CEFs investing in municipal bonds rated investment-grade by at least one statistical rating organization	CENMTX	40167N500 (M-C)/518 (M-R)/526 (M-FC)/534 (M-F)	\$0.6095	2-year
New Jersey Municipal Portfolio of CEFs, 009 DEPOSIT DATE: 1.11.2012	CEFs investing in municipal bonds from New Jersey that are rated investment-grade by at least one statistical rating organization	CENJIX	40167Q545 (M-C)/552 (M-R)/560 (M-FC)/578 (M-F)	\$0.5308	2-year
New York Municipal Portfolio of CEFs, 015 DEPOSIT DATE: 11.8.2011	CEFs investing in New York municipal bonds rated investment-grade by a least one statistical organization	CENYOX	40167N302 (M-C)/310 (M-R)/328 (M-FC)/336 (M-F)	\$0.5390	2-year

¹ ECR is computed by dividing the estimated net annual interest income per unit by the public offering price. ELTR is calculated using a formula that (i) takes into consideration, and determines and factors in the relative weightings of, the market values, yields (taking into account the amortization of premiums and the accretion of discounts) and estimated retirements of all the bonds in the Trust and (ii) takes into account the expenses and sales charges associated with each unit of the Trust. Therefore, there is no assurance that the ECR and ELTR will be realized in the future. The ECR and ELTR are as of the date of deposit and are subject to change.

² The Historical Annual Dividend Distribution is as of the date of deposit. The amount of distributions of the Trust may be lower or greater than the above-stated amount due to certain factors that may include, but are not limited to, a change in the dividends paid by issuers, a change in Trust expenses or the sale or maturity of securities in the portfolio. Fees and expenses of the Trust may vary as a result of a variety of factors including the Trust's size, redemption activity, brokerage and other transaction costs and extraordinary expenses.

³ The Global Dow Index is an equal-weighted index consisting of the stocks of 150 top companies from around the globe as selected by the Dow Jones Averages Committee.

Advantages of Unit Investment Trusts (“UITs”)

Equity UITs

PORTFOLIO INTEGRITY

Transparency

- Provides visibility into holdings
- Enables investors to make informed decisions that consider their specific risk preferences

Professional Selection and Supervision

- Portfolios selected and monitored by experienced professionals
- Lack of portfolio turnover removes emotional impact from portfolio

Fully Invested

- UITs have limited cash positions allowing for more of the investor’s money to work in the market
- Reduces “cash drag” on performance

PREDICTABLE PROCESS

Fixed Portfolio

- No portfolio dilution as trust grows in size
- Investors not impacted by fund flows

Daily Liquidity

- Units are typically redeemable on any business day at the liquidation price which may be more or less than the original purchase price

Scheduled Maturity

- Defined maturity may help investors align their investments with their goals
- Reinforces investor discipline

COMPETITIVE ECONOMICS

Cost Efficient with Relatively Low...

- Minimum investment requirement
- Annual operating expenses
- Trading/turnover costs

Tax Efficient

- Limited exposure to embedded capital gains
- Potential to take advantage of long-term capital gains tax rate
- In-kind distribution defers taxable event

Fixed Income UITs

BOND-LIKE CHARACTERISTICS

Descending Duration

- Trust duration declines over time reducing interest rate sensitivity

Permanence & Definition

- Investors receive principal upon the maturity, call or sale of bonds in the portfolio
- The length of the trust corresponds with the length of the bonds in the portfolio

FUND-LIKE CONVENIENCE

Predictable Monthly Income

- Advisors can help manage clients’ cash flow with consistent income

Independent Pricing

- Third party pricing determines purchase and sale singular prices avoiding negotiated “odd-lot”-type execution

Simplified Trade Execution

- With one relatively low minimum purchase, investors can own a diversified portfolio of securities

Institutional Credit Selection

- Rigorous credit research underlies each security enhancing risk/return traits

RISK CONSIDERATIONS The UITs in this brochure invest in various types of securities, which may include common stocks, preferred securities, Real Estate Investment Trusts (“REITs”), convertible securities, senior loans, high-yield bonds, municipal closed-end funds, REIT closed-end funds, mortgage-backed securities, investment-grade corporate bonds, equity closed-end funds, income closed-end funds, international equity securities and/or American Depositary Receipts (“ADRs”), covered-call closed-end funds, and GNMA securities. In addition, the securities may be further classified by market capitalization, industry sector, investment style and issuer’s country of origin. An investment in a particular Trust should be made with an understanding of the risks associated with its respective underlying securities. There is no guarantee that any given Trust will achieve its investment objective. Investors should consider an investment in successive portfolios, if available, at the applicable sales charges. You can lose some or all of your investment in these Trusts. The Trusts might not perform as well as you expect. Securities prices can be volatile. The value of your investment may fall over time. Market value fluctuates

in response to various factors. These can include stock market movements, purchases or sales of securities by the Trusts, government policies, litigation, and changes in interest rates, inflation, the financial condition of the securities’ issuer or even perceptions of the issuer. The financial condition of an issuer may worsen or its credit ratings may drop, resulting in a reduction in the value of your units. This may occur at any point in time, including during the primary offering period. Inflation may decrease the value of money. Inflation may lead to a decrease in the value of assets or income from investments. The Sponsor does not actively manage these portfolios. The Trusts will generally hold, and may continue to buy, the same securities even though the security’s outlook, rating, market value or yield may have changed.

Please see each Trust’s prospectus for more complete risk information specific to each Trust.

Unit Investment Trusts (“UITs”) are fixed and not actively managed. An investment in these fixed portfolios should be made with an understanding of the risks involved with owning various types of investments. Industry predictions may not materialize and securities selected

for the Trusts may not participate in overall industry growth, if any. Units, when redeemed, may be worth more or less than their original purchase price.

These UITs are part of a long-term strategy. Consult an attorney or tax advisor regarding tax consequences associated with an investment from one series to the next, if available. Investors should consult their tax advisor to determine tax consequences associated with the purchase or sale of units. Guggenheim Funds Distributors, LLC does not offer tax advice.

The information in this brochure is as of 3.31.2012 and is subject to change. Please visit guggenheimfunds.com for current information on our investment options.

Consider the investment objectives, risks, charges and ongoing expenses of the UIT carefully before investing. The prospectus contains this and other information about the UIT. Please read the prospectus carefully before investing. To obtain a prospectus, visit www.guggenheimfunds.com or contact a securities representative or Guggenheim Funds Distributors, LLC, 2455 Corporate West Drive, Lisle, IL 60532, 800.345.7999.

Member FINRA/SIPC 3/2012 UIT-PROGUIDE-0312